

supertek

BAR MAGNET, CHROME STEEL

In pair, with keepers, painted

- P40020/1** 37 X 12 X 5 mm
- P40020/2** 50 X 12 X 5 mm
- P40020/3** 75 X 12 X 5 mm
- P40020/4** 100 X 12 X 5 mm
- P40020/5** 150 X 12 X 5 mm

A BAR MAGNET, ALNICO

Powerful and permanent, in pair, with keepers.

- P40025/1** 25 x 15 x 10 mm
- P40025/2** 37 x 15 x 10 mm
- P40025/3** 50 x 15 x 10 mm
- P40025/4** 50 x 15 x 10 mm
- P40025/5** 75 x 15 x 10 mm
- P40025/6** 100 x 15 x 10 mm
- P40025/7** 150 x 15 x 10 mm
- P40025/8** 50 x 15 x 15 mm

BAR MAGNET, ALNICO

Powerful and permanent, in pair, with keepers

- P40026/1** 50X12X8 mm
- P40026/2** 75X12X8 mm
- P40026/3** 100X12X8 mm
- P40026/4** 150X12X8 mm
- P40026/5** 50X15X5 mm
- P40026/6** 75X15X5 mm
- P40026/7** 100X15X5 mm

BAR MAGNET, ALNICO

Powerful and permanent, in pair, with keepers,

- P40028/1** 37 x 13 x 10 mm
- P40028/2** 50 x 13 x 10 mm
- P40028/3** 75 x 13 x 10 mm
- P40028/4** 100 x 13 x 10 mm
- P40028/5** 150 x 13 x 10 mm

B BAR MAGNET, CERAMIC

Size 50 x 10 x 5 mm, per pair
P40029

C BAR MAGNET, CERAMIC

Size 50 x 10 x 5 mm, per pair with plastic cover
P40035

D MAGNET, HORSE SHOE, CHROME STEEL

With keepers,

- P40045/1** 50 X 12X 5 mm
- P40045/2** 75 x 12 x 5 mm
- P40045/3** 100 X 12 X 5 mm
- P40045/4** 150 X 12 X 5 mm

E MAGNET, HORSE SHOE, ALNICO

With keeper,

- P40046/1** 50 X 12 X 15 mm
- P40046/2** 75 X 12 X 15 mm
- P40046/3** 100 X 12 X 15 mm



Dimensions of Magnets are Nominal

F **MAGNET. U-SHAPED, ALNICO**

With keeper,

	size	Centre gap,
P40060/1	37 x 6 x 10 mm	9 mm
P40060/2	50 x 15 x 10 mm	20 mm
P40060/3	75 x 15 x 10 mm	20 mm



MAGNET, CYLINDRICAL, CHROME STEEL,

In pair, with keeper,

	Length x dia.
P40065/1	37 x 9 mm
P40065/2	50 x 10 mm
P40065/4	75 x 10 mm
P40065/6	100 x 10 mm



G **MAGNET CYLINDRICAL, ALNICO**

In pair, with keeper,

	Length X dia.
P40075/1	37 x 10 mm
P40075/2	50 x 10 mm
P40075/3	75 x 10 mm
P40075/6	37 x 12 mm
P40075/3	50 x 12 mm
P40075/4	75 x 12 mm
P40075/6	100 x 12 mm



H **RING MAGNETS, CERAMIC**

	Diam. x hole x thickness
P40080/1	32 x 16 x 8 mm
P40080/2	36 x 18 x 6 mm
P40080/3	36 x 18 x 8 mm
P40080/4	45 x 22 x 8 mm
P40080/5	45 x 22 x 11 mm
P40080/6	53 x 24 x 10 mm
P40080/7	72 x 32 x 10 mm



I **FLOATING RING MAGNETS**

For demonstrating magnetic repulsion. Comprises six ceramic ring magnets around a rod fixed on a base.

P40095

J **MAJOR MAGNET**

A very powerful magnet. Overall height 110 mm, section 103 x 50 mm, distance between poles 27 mm.

P41100

K **STIRRUP FOR MAGNET**

Brass, for suspension of magnets or insulating strips, upto 30 mm width or diameter.

P41105



MATERIALS COLLECTION

Set of 20 magnetic and non-magnetic materials, comprising iron, steel, aluminium, wood, polythene, brass, rubber, copper, wool, nylon, cork, lead, zinc, carbon, glass, PVC, cotton, cardboard, perspex and nickel.

P41110

A SET OF METAL DISCS

For demonstrating that some metals are magnetic whilst others are not and for general 'metal identification' exercises. Comprises sixteen discs, 25 mm. diameter, 2 each of mild steel, stainless steel, brass, zinc, nickel, silver, bronze, aluminium and copper. One of each is stamped with the name of metal, the other is unmarked.

P41112



IRON FILINGS

in bottle, 500 g

P41123



B SPRINKLER

For iron filings

P41125



IRON BAR, SOFT

200 x 12 mm length x diam.

P41134

MILD STEEL


Bar 200 X 12 Mm Length X Diam.

P41136

C MAGNETISING & DEMAGNETISING COIL

For ordinary magnets, iron bars, strips etc. Consists of a 250 mm long solenoid wound with insulated copper wire and mounted on a base, with switch and 4mm terminals. Operating voltage is 12 V a.c. or d.c. at 6A max.

P41155



D U-BEND


Iron, 12 x 55 x 100 mm diam x width x depth for making simple electromagnet.

P41157

E ELECTROMAGNET

Iron, U core, circular section, with flat ends, has one bobbin in each limb wound with enamelled copper wire, with armature.

P41160



F VIBRATION MAGNETOMETER

To compare magnetic moments of magnets and to find moment of inertia. A box with sliding glass doors, the top carries a glass tube with a torsion head at top to support a nylon thread which supports a stirrup to carry magnets etc. Base of box is marked with an index line. Box app. 160 x 65 x 65 mm internal size, complete with one each 50 mm and 100 mm bar magnets and one each 50 mm and 100 mm brass bars of similar sizes.

P41170**G FORCE ON A CONDUCTOR BALANCE**

To demonstrate that when a current is passed through a conductor in a magnetic field, it is subjected to attraction or repulsion depending upon the direction of current in it. The apparatus consists of a plastic base 160 x 140 mm on which two contact pillars are mounted. Each pillar is provided with an external circuit. A balanced beam is supported by the pillars on two bearings which form the fulcrum. Two screwed masses are provided in the beam system, one moving vertically for the adjustment of sensitivity and the other moving horizontally for the adjustment of the equilibrium position, when no current is flowing. Scale marked 0 to 75 x 1 mm, rider of 1 gm. weight, complete with instructions.

P41172**H SIMPLE GALVANOSCOPE**

A former with terminals and engraved circle marked 0-180°-0 figured every 45°, wound with 30 turns of insulated copper wire, complete with a magnetic needle 75 mm long and a pivot for the needle.

P41175**I MAGNETOMETER**

A plastic box with aluminium dial graduated in 0-90° four times, anti-parallax mirror and steel pivot. The short magnetic needle has a synthetic sapphire bearing and a light aluminium pointer designed for precise readings and maximum damping. The compass box has a hollow circular cavity to fit tangent galvanometer stand or deflection magnetometer base.

P41180

MAGNETOMETER

As P41180 but with box made of brass
P41181

**A DEFLECTION MAGNETOMETER**

Simple form A one metre long base with a 50-0-50 cm metre rule. At the centre is a recess for magnetometer No P41180
P41182

**B TANGENT GALVANOMETER**

Plastic bobbin with 2,50 and 500 turns of insulated copper wire and rotatable on vertical axis is mounted on a moulded plastic base, with levelling screws and four terminals, with magnetometer P41180 mounted at the centre of the bobbin
P41187

**C MAGNETIC NEEDLE**

Steel, with brass bearing
P41195/2 Length 50 mm
P41195/4 Length 75 mm
P41195/5 Length 100 mm

D NEEDLE STAND

For magnetic needles, with plastic base and metal pillar which supports a steel needle pivot, overall height 100 mm
P41197

**E PLOTTING COMPASS**

In plastic case, with card dial, diam. 16 mm
P41205

F PLOTTING COMPASS

Both sides glass, with needle pivoted between top and bottom glass plates, diam. 20 mm.
P41210



G PLOTTING COMPASS

In aluminium case, with card dial
Diam. mm

P41212/1	12
P41212/2	16
P41212/3	20
P41212/4	25
P41212/5	38
P41212/6	50

H POCKET COMPASS

Diam.50 mm. with cover and locking arrangement. Dial marked with points of compass and degrees.

P41214

I MARINER'S COMPASS

Metal bowl in gimbles and mounted in wooden box, sides 200 mm with sliding lid. Diameter of the card is 100 mm.

P41218

J MARINER'S COMPASS,

As above, but on metal stand

P41220

K PRISMATIC COMPASS

Made of brass,metal circle graduated to 0.5° ,with synthetic sapphire bearing and automatic lifter, sliding lensetic prism, with coloured glasses, reflecting mirror, packed in leather sling case.

P41222

L BARLOW WHEEL



To demonstrate conversion of electrical energy into mechanical energy. A star shaped copper disc, adjustable for height, rotates vertically between the limbs of a horse shoe magnet when electric current is passed to the wheel through a mercury trough in the base, with terminals, but without mercury.

P41224

M FARADAY'S DISC


To demonstrate conversion of mechanical energy into electrical energy. A copper disc with a turning handle rotates between two poles of a horse shoe magnet. On wood base with two terminals, one of which is connected to a pillar supporting the disc and the other to a brush bearing on edge of the disc.

P41226



A OERSTED APPARATUS

To show action of electric current on a magnet . A 75 mm cobalt steel needle supported on a pivot is mounted on base and is surrounded by a copper strip rectangle with two terminals.

P41228**B MAGNETIC FIELD APPARATUS**

A wooden table supports a plastic ring wound with three coils of 5,10 and 20 turns of insulated copper wire, connected to terminals on the base.

P41230**C DIP NEEDLE**

Revolving in pivots, with a graduated quadrant, rotatable on a base marked every 45°.

P41234**D DIP NEEDLE**

Vertical circular scale diam. 75 mm, graduated 0-90° four times, supported on a base. The needle is carefully balanced on steel pivots in brass bearing. Complete with base.

P41238**E DIP CIRCLE**

Standard, all metal, cobalt steel magnetic needle ,with hardened steel pivots, in jewelled bearings. The needle can be removed for reversal. With a vertical circular scale marked 0-90° in four quadrants, in a non-magnetic metal case rotating about its vertical axis on a brass scale with vernier which reads to 0.1°.

P41243**F TOROIDAL COIL**

Soft iron ring of rectangular cross-section and 100 mm diam, wound with a primary magnetising coil and a secondary coil ending in terminals on a wood base. The number of turns of each coil and dimensions of the ring are stated on the base.

P41255